





# IOX Regulatory Compliance Statements

This section consists of the following:

- [Warning Symbols](#)
- [Class B Compliance Statements](#)
  - [Device Modification](#)
  - [Hazardous Voltage Exposure Warning](#)
  - [RF Exposure](#)
  - [IC Compliance Statement – Class B](#)
    - [Radiation Exposure Statement](#)
    - [Déclaration d'exposition aux Radiations](#)
  - [VCCI Compliance Statement – Class B ITE](#)
- [Declaration of Conformity](#)

## Warning Symbols

The following table describes the warning symbols printed on the IOX.

Icon	Name	Description
	Class 2 Device	Indicator for a Class 2 device that does not require an earth ground connection.
	Rick of Shock	Indicates risk of electrical shock from multiple power sources.
	Multiple Disconnect	Indicates a disconnect device with multiple disconnects.
	Caution	Indicates caution required due to hazardous voltage and power levels.

## Class B Compliance Statements

This equipment has been tested and found to comply with the limits for a Class B digital device pursuant to Part 15 of the FCC Rules. These limits are designed to provide reasonable protection against harmful interference in a residential or commercial installation. Operation of this equipment is subject to the following two conditions: (1) this device may not cause harmful interference, and (2) this device must accept any interference received, including interference that may cause undesired operation. This equipment generates, uses, and can radiate radio frequency energy and, if not installed and used in accordance with the manufacturer's instruction manual, may cause interference with radio communications. However, there is no guarantee that interference will not occur in a particular installation. If this equipment does cause harmful interference to radio or television reception, which can be determined by turning the equipment off and on, you are encouraged to try to correct the interference by one or more of the following measures:

- Reorient or relocate the receiving antenna.
- Increase the separation between the equipment and the receiver.
- Connect the equipment into an outlet on a circuit different from that which the receiver is connected.
- Consult the dealer or an experienced radio/television technician for help.

## Device Modification

Changes or modifications to this equipment not expressly approved by Dialog Semiconductor may void the user's authority to operate the equipment.

## Hazardous Voltage Exposure Warning

The relay input, relay output, and energy metering voltage inputs for this equipment support high-energy and high-power sources with hazardous voltage levels. Connection of these inputs and outputs must be done by persons skilled in the installation of connections to hazardous voltage levels, and the equipment must be installed in a restricted area to prevent exposure to hazardous voltage levels to ordinary persons and children not skilled in the use of hazardous voltages. When disconnecting power inputs to perform maintenance actions, all power sources must be disconnected including the up to 3-phase line voltage inputs for the meter and any line voltage inputs to the two relays where the relays are used as power disconnects.

## RF Exposure

This equipment has been approved for applications where the equipment should be used at distances greater than 20cm from the human body (with the exception of hands, wrists, and arms). Operation at distances less than 20cm is strictly prohibited.

## IC Compliance Statement – Class B

This Class B digital apparatus meets the requirements of the Canadian Interference-Causing Equipment Regulations of ICES-003.

This device complies with ISED's license-exempt RSSs. Operation is subject to the following two conditions: (1) this device may not cause harmful interference, and (2) this device must accept any interference received, including interference that may cause undesired operation.

Le présent appareil est conforme aux CNR d'ISED applicables aux appareils radio exempts de licence. L'exploitation est autorisée aux deux conditions suivantes : (1) le dispositif ne doit pas produire de brouillage préjudiciable, et (2) ce dispositif doit accepter tout brouillage reçu, y compris un brouillage susceptible de provoquer un fonctionnement indésirable.

## Radiation Exposure Statement

This equipment complies with ISED radiation exposure limits set forth for an uncontrolled environment. This equipment should be installed and operated with minimum distance 20cm between the radiator and your body (with the exception of hands, wrists, and arms).

## Déclaration d'exposition aux Radiations

Cet équipement est conforme aux limites d'exposition aux rayonnements ISED établies pour un environnement non contrôlé. Cet équipement doit être installé et utilisé avec un minimum de 20 cm de distance entre la source de rayonnement et votre corps.

## VCCI Compliance Statement – Class B ITE

この装置は、情報処理装置等電波障害自主規制協議会（VCCI）の基準に基づくクラスB情報技術装置です。この装置は、家庭環境で使用することを目的としていますが、この装置がラジオやテレビジョン受信機に近接して使用されると、受信障害を引き起こすことがあります。  
取り扱い説明書に従って正しい取り扱いをして下さい。

This is a Class B product based on the standard of the Voluntary Control Council for Interference (VCCI) for information technology equipment. If this equipment is used near a radio or television receiver in a domestic environment, it may cause radio interference. Install and use the equipment according to the instruction manual.



## Declaration of Conformity



## DECLARATION OF CONFORMITY

### IOX

---

---

<b>Application of Council Directive:</b>	2014/30/EU Electromagnetic Compatibility (EMC) Directive 2014/35/EU Low Voltage Directive (LVD) 2011/65/EU RoHS 2 Directive 2012/19/EU WEEE Directive
<b>Manufacturer's Name:</b>	Echelon Corporation
<b>Manufacturer's Address:</b>	2901 Patrick Henry Drive Santa Clara, CA 95054 USA
<b>Manufacturer's Address in Europe:</b>	Echelon BV Printerweg 3 3821 AP Amersfoort The Netherlands
<b>Product Model Numbers:</b>	41700
<b>Type of Equipment:</b>	Information Technology Equipment
<b>Standards to which Conformity is Declared :</b>	EN 60950-1, Ed2, Am2:2013 EN 50065:2011      EN 50581:2012 EN 55032:2012/AC:2013      EN 55024:2010 EN 61000-4-2:2009      EN 61000-4-3:2013 EN 61000-4-4:2012      EN 61000-4-5:2006 EN 61000-4-6:2009      EN 61000-4-8:2010 EN 61000-4-11:2004

---

---